

# Pastoral Council Survey ~ Voices from the Pews

Tuesday, June 16, 2015

# 135

Total Responses

Date Survey Created: Tuesday, May 05, 2015

Complete Responses: 135

# Q1: What should the Parish consider implementing to make members and guests feel welcome and participate at the following events: Retreats, Social Gatherings, Adult & Children's Classes, Family Oriented Events, other:

---

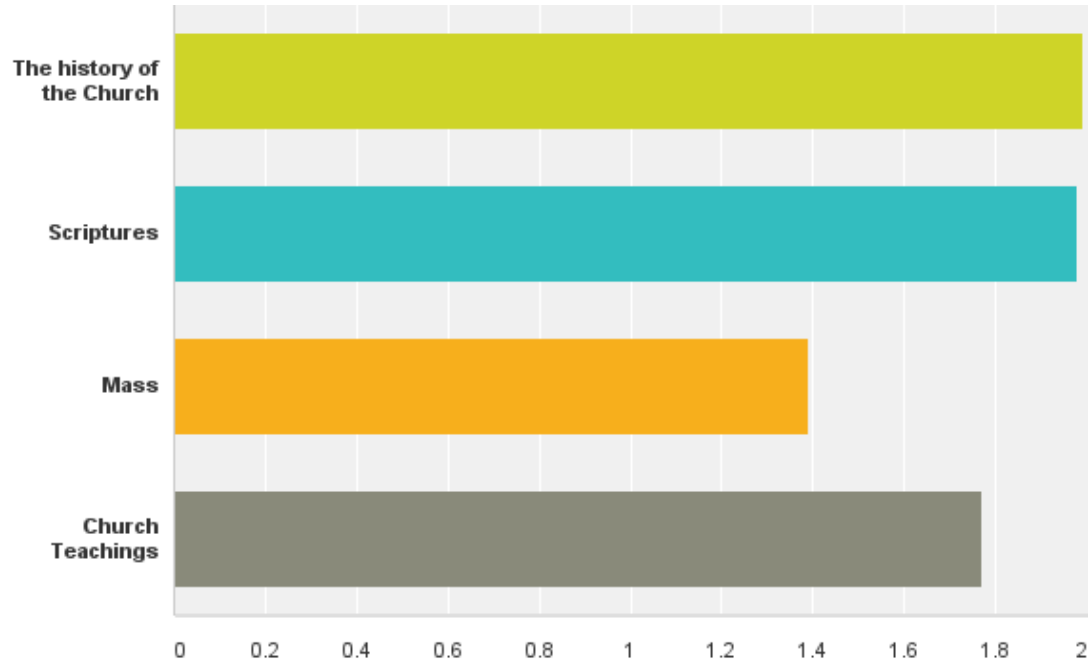
Answered: 98 Skipped: 37

## Top 5 responses:

1. Welcome/greeter - 34
2. Social ideas - 22
3. Adult classes/retreats - 19
4. Nothing/no change - 18
5. New people/families - 17

## Q2: How confident and informed do you feel about:

Answered: 133 Skipped: 2



### Q3: Have you attended a program/event and felt welcomed, why or why not? Please specify.

---

Answered: 114 Skipped: 21

#### **Welcome/Unwelcome**

Welcome - 82

Unwelcome - 20

#### **Feel unwelcome**

1. People tend to gravitate to their own groups - 19
2. Not much interaction/communication - 14
3. More difficult for new people - 7

#### **Feel welcome**

1. People hosting extend a welcome - 12
2. Greeted by friendly people – 7
3. Known well in church - 5

Have not attended an event - 8

## Q4: What classes or events would you be interested in?

---

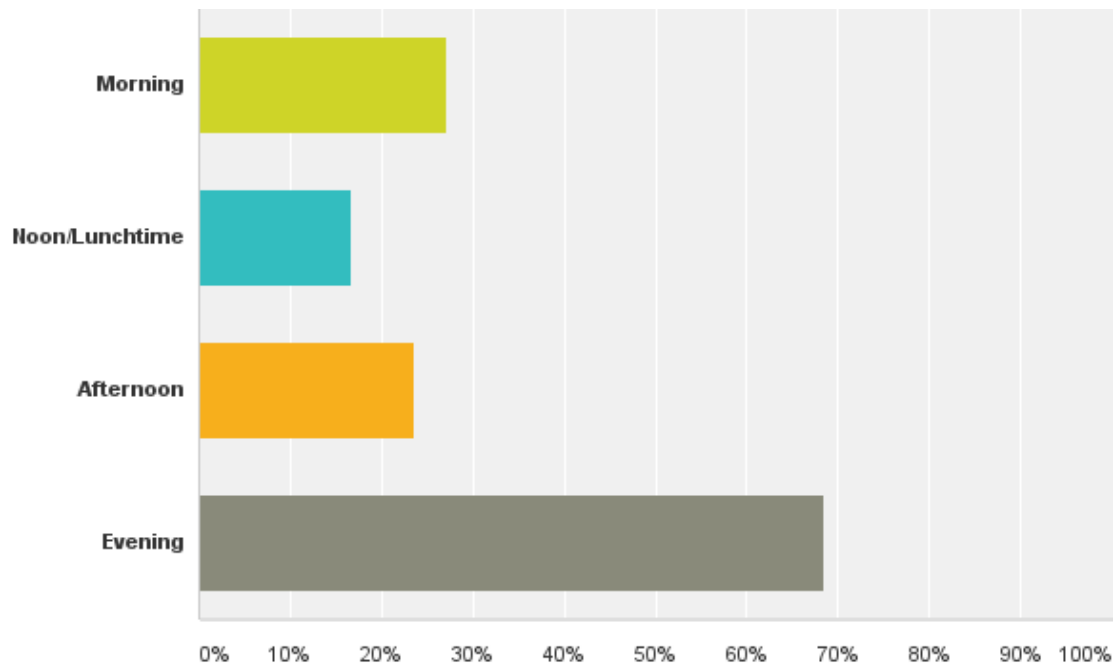
Answered: 95 Skipped: 40

Top 5 requests in order:

1. Bible/Scripture study (some specific times, some specific books/Sunday readings) - 27
2. Church History/Saints/Apostles - 16
3. Current Issue and/or Interreligious topics/panels - 12
4. Social and other non-religious events – 11
5. Church teachings/why do what - 8
6. Special speakers/series/topics - 7

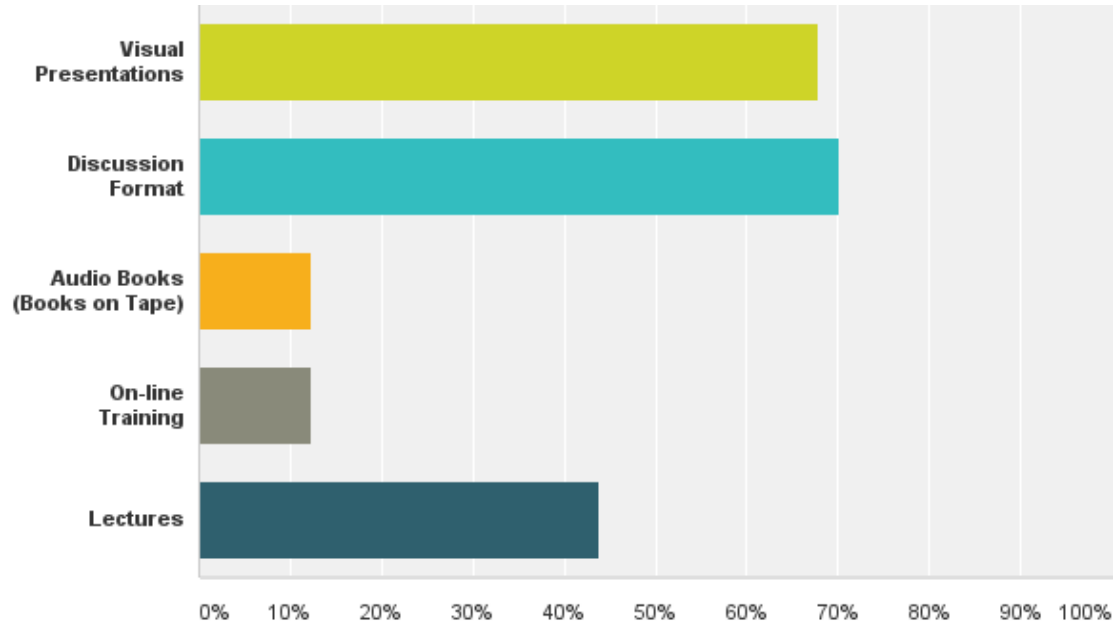
## Q5: What are the best available time(s) for you to participate in such a class or event?

Answered: 114 Skipped: 21



## Q6: What is the best format you prefer for your learning needs?

Answered: 121 Skipped: 14





## Q7: What reasons (if any) do you have which prohibit you from participating in church?

---

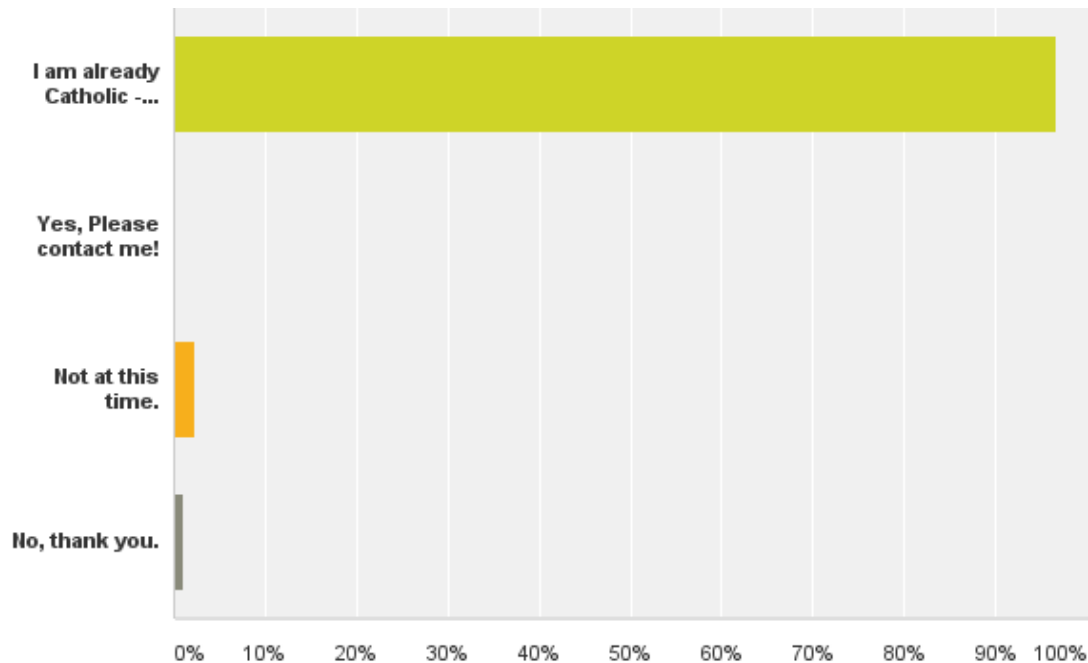
Answered: 85 Skipped: 50

Top 5 responses in order:

1. None - 41
2. Busy - 16
3. Difficulties with parishioners/not welcomed - 7
4. Age/illness/handicap - 6
5. Difficulties with pastor - 5

## Q8: If you are not Catholic, would you like to know more about the Catholic Church?

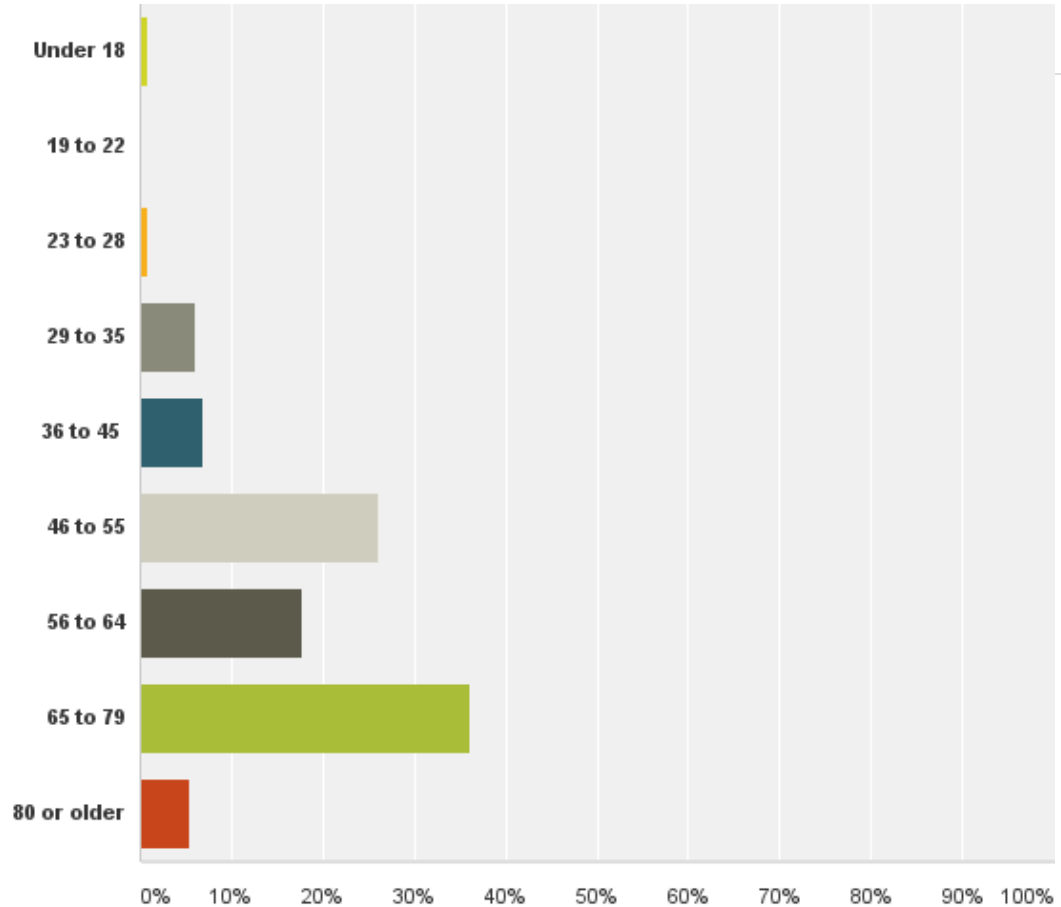
Answered: 91 Skipped: 44



## Q9: What is your age?

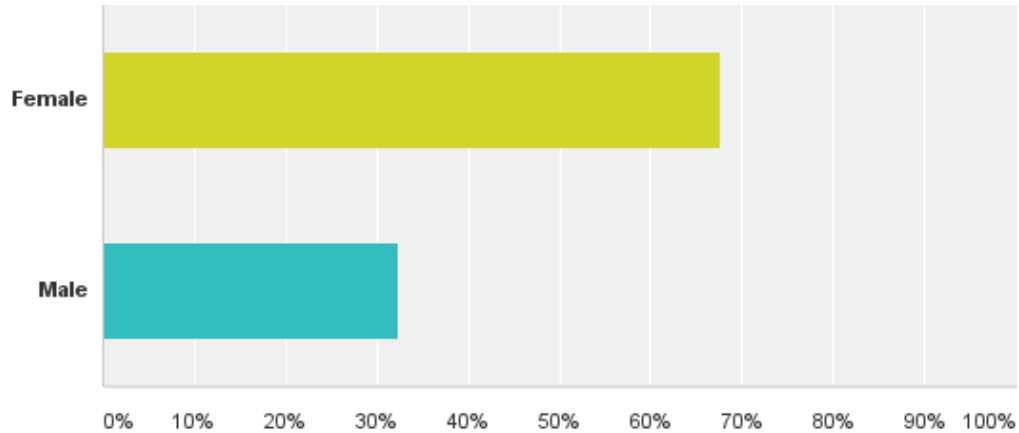
Answered: 130 Skipped: 5

Low response by  
Younger groups...



## Q10: What is your gender?

Answered: 124 Skipped: 11



## Q2: How confident and informed do you feel about:

Answered: 133 Skipped: 2

	<b>Very Confident</b>	<b>Somewhat Confident</b>	<b>Not Confident</b>	<b>N/A</b>	<b>Total</b>	<b>Weighted Average</b>
The history of the Church	<b>32.33%</b> 43	<b>51.88%</b> 69	<b>15.79%</b> 21	<b>0.00%</b> 0	133	1.99
Scriptures	<b>30.53%</b> 40	<b>54.96%</b> 72	<b>14.50%</b> 19	<b>0.00%</b> 0	131	1.98
Mass	<b>64.12%</b> 84	<b>34.35%</b> 45	<b>1.53%</b> 2	<b>0.00%</b> 0	131	1.39
Church Teachings	<b>36.72%</b> 47	<b>56.25%</b> 72	<b>7.03%</b> 9	<b>0.00%</b> 0	128	1.77

## Q5: What are the best available time(s) for you to participate in such a class or event?

Answered: 114 Skipped: 21

Answer Choices	Responses	
Morning	27.19%	31
Noon/Lunchtime	16.67%	19
Afternoon	23.68%	27
Evening	68.42%	78
<b>Total Respondents: 114</b>		

## Q6: What is the best format you prefer for your learning needs?

Answered: 121 Skipped: 14

Answer Choices	Responses	
Visual Presentations	67.77%	82
Discussion Format	70.25%	85
Audio Books (Books on Tape)	12.40%	15
On-line Training	12.40%	15
Lectures	43.80%	53
<b>Total Respondents: 121</b>		

## Q8: If you are not Catholic, would you like to know more about the Catholic Church?

Answered: 91 Skipped: 44

Answer Choices	Responses
I am already Catholic - Thank you!	96.70% 88
Yes, Please contact me!	0.00% 0
Not at this time.	2.20% 2
No, thank you.	1.10% 1
<b>Total Respondents: 91</b>	



## Q9: What is your age?

Answered: 130 Skipped: 5

Answer Choices	Responses
Under 18	0.77% 1
19 to 22	0.00% 0
23 to 28	0.77% 1
29 to 35	6.15% 8
36 to 45	6.92% 9
46 to 55	26.15% 34
56 to 64	17.69% 23
65 to 79	36.15% 47
80 or older	5.38% 7
<b>Total</b>	<b>130</b>

## Q10: What is your gender?

---

Answered: 124 Skipped: 11

Answer Choices	Responses
Female	67.74% 84
Male	32.26% 40
<b>Total</b>	<b>124</b>